



# CSSD

SINKS / TABLES / WASHER RACK LIFTER

# ABOUT SMARTLINE

Smartline sells, supplies & manufactures innovative medical equipment & healthcare solutions.

Our products can be found in hospitals and medical centres in every state and territory in Australia and are also distributed to over 25 countries around the world.

Smartline products are regularly represented at healthcare conferences and events in many regions around the world with our distribution partners.

This customer interaction helps engage our clients and the wider industry whilst ensuring our designs meet demand.



## SINKS & TABLES

- Electric, height adjustable
- Improve productivity: Reduce risk of injury
- Promotes a comfortable & safe workplace
- Optimise workflow & space

## LOAN SET

- Washer Rack Lifters
- Dolly Trolleys
- Dolly Stackers
- Height Adjustable Transfer Tables
- Table Rollers
- Floor Mounted Positioners
- Setup Trolleys

# OUR PRODUCTS

**Smartline is committed to understanding and providing comprehensive solutions through quality-assured products. All Smartline's product range undergo strict quality assurance checks before leaving our workshop. Our staff regularly travel worldwide to ensure our products are correctly installed and serviced to the highest standard.**

All Smartline products are supported by highly trained technical staff. Our distribution partners' capabilities ensure the equipment we manufacture is installed and maintained to a high standard throughout the product's lifecycle. In many regions, additional performance

qualification services can be provided specific to Smartline designs by our partners in line with international standards.

Smartline also works with our partners to develop high levels of knowledge to assist customers in designing highly efficient workflows in sterilising and endoscopy departments.

Smartline has developed innovative modular designs for our endoscopy drying cabinets so they are able to be upgraded in stages to remain in-line with changing industry standards, while saving our clients outlays and inconvenience. These outcomes are highly regarded by hospital staff who are under increasing time and budgetary pressures.



**“The team from Smartline were very accommodating and flexible to our needs. They worked in great collaboration with us to ensure we were able to still maintain our current business. The quality of the work was great with attention to detail. Thank you for our installation job.”**

*(Acting CNC, Perioperative Services, Mackay Hospital & Health Service)*

## ENDOSCOPY DRYING CABINETS

- Individual Channel Monitoring
- Fully independent
- No hospital infrastructure required
- Servicing only required once annually
- Quiet and reliable
- World first technology
- Comply with global standards

# DEPARTMENT

# OVERVIEW



## LOAN SET

- Washer Rack Lifters
- Dolly Trolleys
- Dolly Stackers
- Height Adjustable Transfer Tables
- Table Rollers
- Floor Mounted Positioners
- Setup Trolleys

## DECONTAMINATION AREA

- SmartSinks
- Washer Rack Lifters

*Smartline offers complete, customisable CSSD equipment for your department requirements*

*We have invested considerable research, development and investment into ensuring our CSSD equipment are standards compliant. These standards are widely regarded as the most stringent standards throughout the world.*



## CLEAN AREA

- SmartPack Workstations
- Height Adjustable Transfer Tables

# SINKS

## SmartSink

### ELECTRICAL HEIGHT ADJUSTABLE WASHING STATION

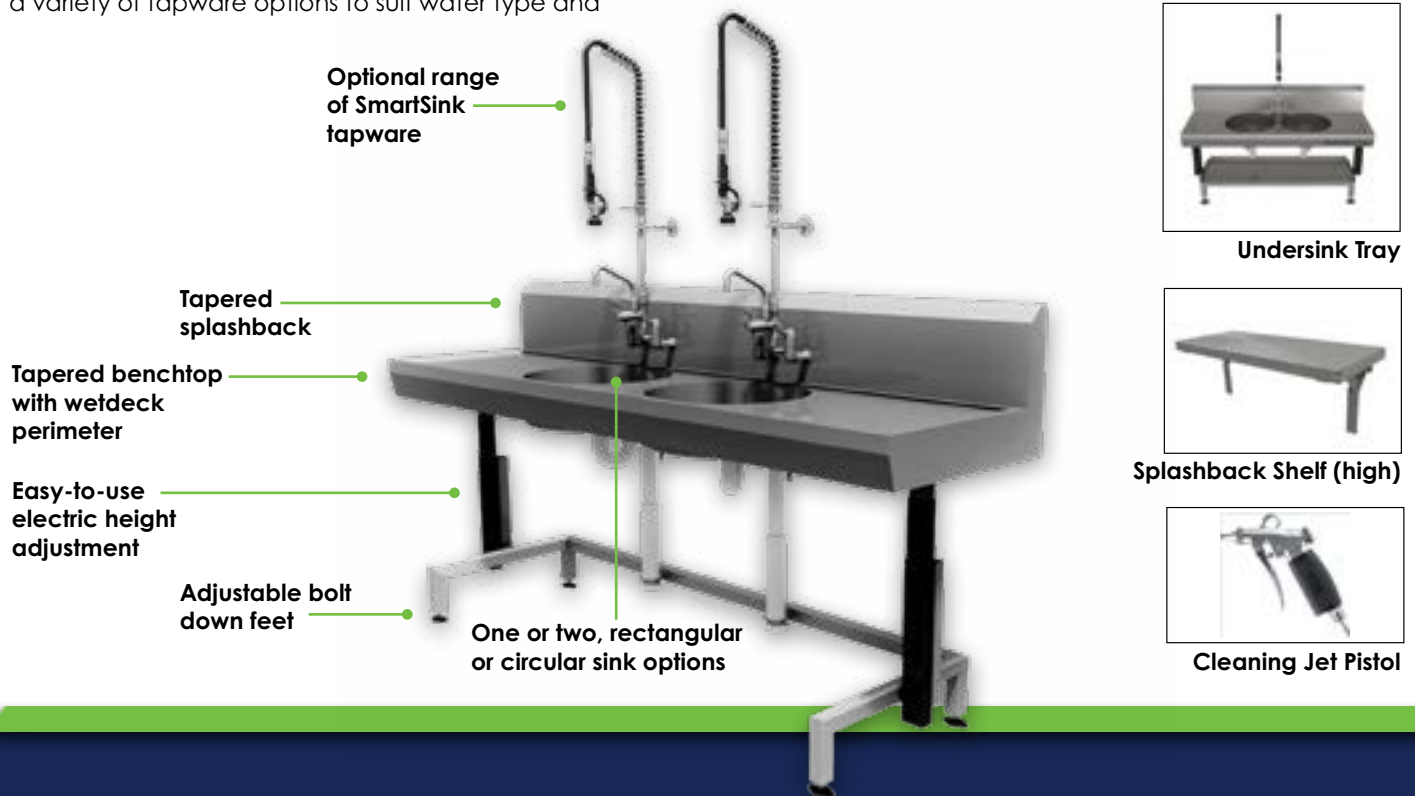
*Improves productivity: reduces risk of injury*

Smartline has a range of height adjustable and custom made sinks suited for medical or HSO use.

SmartSink™ products are made to order according to the specifications you require including length, width, bowl size, shape and location. Smartline has a variety of tapware options to suit water type and

needs. Accessories for additional storage below and above wetdeck are also available.

A specialised design for endoscopy departments has been created with round 550mm bowls to decrease water and chemicals required.



- Promotes a comfortable & safe workplace
- Easy to adjust to department & individual working needs
- Australian made
- Optimise workflow & space

- Adaptable modular design with wide selection of optional accessories tailored to department needs
- Accessories can be mounted in various locations
- Complies with the Work Health & Safety (WH&S) requirements

## OPTIONAL ACCESSORIES

- Under Sink Tray Racking
- Corner Under-Bench Chemical Rack
- Bencht top depth  
600mm or 700mm



- Full-Length Under Sink Shelf



Splashback Tray (lower)

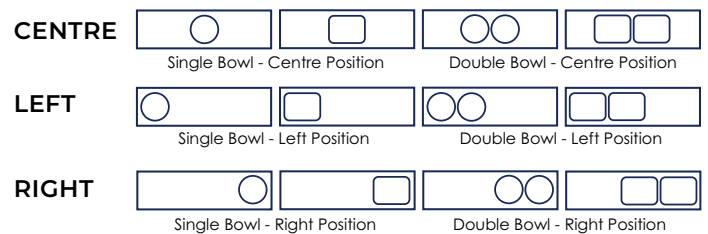


Chemical Bottle Shelf

## BOWL OPTIONS

- Circular Bowls available 550mm diameter x 175mm deep only.
- Rectangular Bowls available: 175mm deep 250mm deep
- Rectangular Bowl length: \_\_\_\_\_mm Rectangular Bowl width: \_\_\_\_\_mm

## CONFIGURATION OPTIONS



## BENCH SIZE & BOWL SHAPE

- |  |   |
|--|---|
| <ul style="list-style-type: none"> <li>■ 1350mm bench, Single Bowl Circular Rectangular</li> <li>■ 1750mm bench, Single Bowl Circular Rectangular</li> <li>■ 1750mm bench, Double Bowl Circular Rectangular</li> <li>■ 1950mm bench, Single Bowl Circular Rectangular</li> <li>■ 1950mm bench, Double Bowl Circular Rectangular</li> </ul> | <ul style="list-style-type: none"> <li>■ 2200mm bench, Single Bowl Circular Rectangular</li> <li>■ 2200mm bench Double Bowl Circular Rectangular</li> <li>■ 2600mm bench, Single Bowl Circular Rectangular</li> <li>■ 2600mm bench, Double Bowl Circular Rectangular</li> <li>■ Customised Bench Size (Add details in 'Notes' below)</li> </ul> |
|--|---|

Notes:

# TAPWARE

Tapware can be supplied with a SmartSink or separately for retrofitting existing sinks. Tapware must be fitted by a registered plumber.



## STAINLESS STEEL PRE-RINSE & POT FILLER UNIT

- Pot Filler Exposed Adjustable
- Wall Tap
- 10" Spout
- Splashback mounted
- RO Water Compliant
- Watermark



## LEVER MIXING SET

- Splashback mounted mixing set with 165mm curved swivel spout & 100mm lever handles.
- Fits to SmartSink splashback (sink unit not included.)
- Price includes related hardware & braided connection hoses.
- Nominated sink unit will have mounting holes pre-drilled if sink & tapware are ordered together.
- Supply only - Kit MUST be fitted by a licensed plumber.
- 5 Star 5.5lpm.
- 50kpa to 500kpa at up to 85 degrees Celsius.



## LEVER SINK SET

- Wall mounted concealed lever sink set. 3 Star 8.5lpm.
- 165mm curved swivel spout with 150mm lever handles.
- Supply only - Kit MUST be fitted by a licensed plumber.



## PRE-RINSE UNIT

- Splashback mounted Jetflo hot and cold wall mounted pre rinse unit with pot filler & 100mm lever recessed control valves.
- Fits to SmartSink splashback (sink unit not included.)
- Includes related hardware & braided connection hoses.
- Nominated sink unit will have mounting holes pre-drilled if sink & tapware are ordered together.
- Supply only - Kit MUST be fitted by a licensed plumber.
- 6 Star 4lpm.
- 150kpa to 500kpa at up to 80 degrees Celsius.
- Centre of levers to top of spring approximately 710mm.
- WaterMark licence WMKA25617 - AS/NZS 3718:2005.



### LABORATORY STOP TAP - *RECIRCULATING*

- Hob mounted laboratory recirculating tap.
- Detachable tube nozzle.
- Special waters.
- 50kpa to 500kpa operating pressure.
- 5 to 80 degree operating temperature.
- RO water compatible.
- Supply only - Kit MUST be fitted by a licensed plumber
- 50kpa to 500kpa at up to 85 degrees Celsius.



### LABORATORY BIB TAP - *WALL MOUNTED*

- Wall mounted laboratory bib tap
- Detachable tube nozzle.
- Special waters.
- 50kpa to 1000kpa operating pressure.
- 5 to 70 degree operating temperature.
- WELS/Green Star - 4, 5 & 6 star rating.
- RO water compatible.
- Supply only - Kit MUST be fitted by a licensed plumber.



### LABORATORY BIB TAP - *HOB MOUNTED*

- Hob mounted laboratory bib tap.
- Detachable tube nozzle.
- Special waters.
- 50kpa to 1000kpa operating pressure.
- 5 to 70 degree operating temperature.
- WELS/Green Star - 4, 5 & 6 star rating.
- RO water compatible.
- Supply only - Kit MUST be fitted by a licensed plumber.



### CLEANING JET PISTOL WITH STANDARD SET

- Spray jet cleaning pistol.
- Suitable for both air or water use.
- Includes 1.5m tube, guide cone, standard attachment set, 1/4" hose barb required to connect to water or air, wall hook.
- Supply only - Kit MUST be fitted by a licensed plumber.

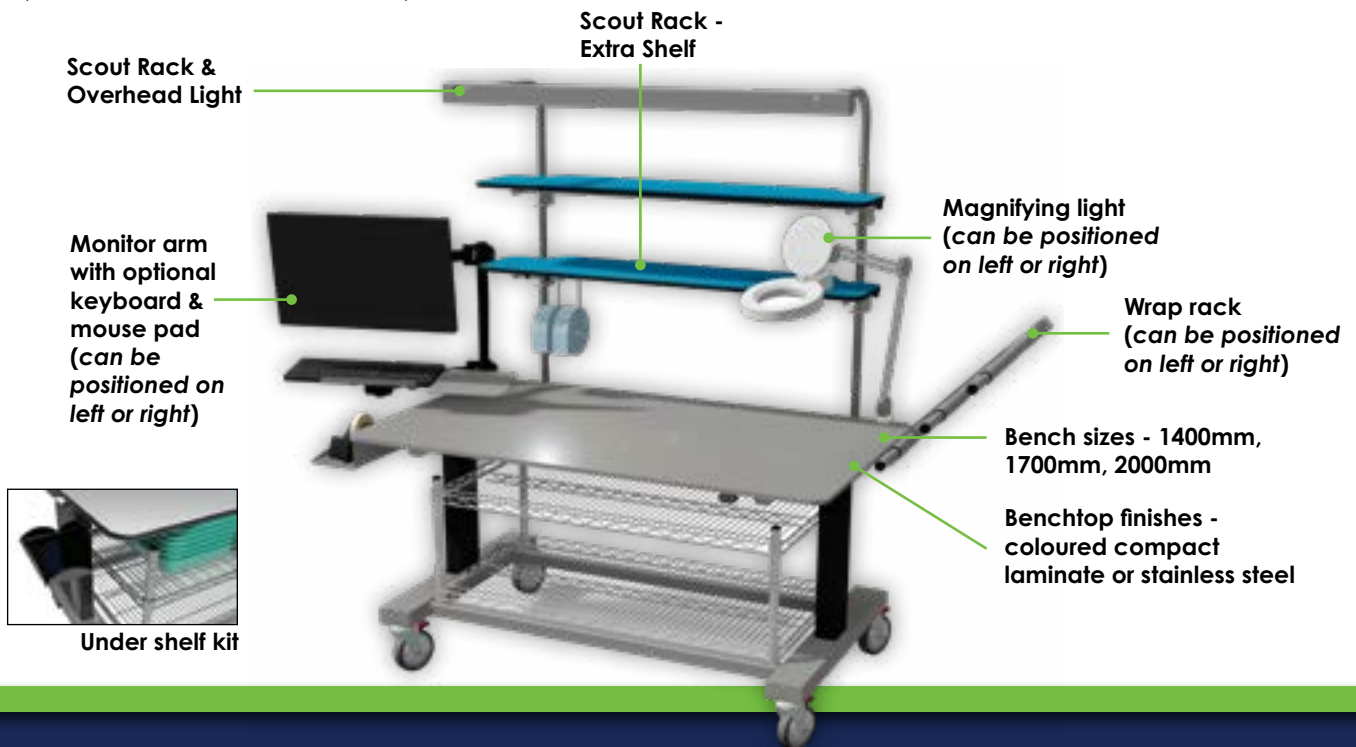
# TABLES

## SmartPACK

### ELECTRICAL HEIGHT ADJUSTABLE WORK STATION

*Improves productivity: reduces risk of injury*

- Promotes a comfortable & safe workplace
- 100kg Safe working load
- Easy to adjust to department & individual working needs
- Australian made
- Optimise workflow & space
- Adaptable modular design with wide selection of optional accessories tailored to department needs
- 6-Plug power pack included, earthed to body for safety
- Stainless steel benchtop surface
- Overhead light improves visibility
- Optional wrap rack with extendable poles to ensure sterile wraps are easily accessible



- 6-Plug power pack included, earthed to body for safety
- Stainless steel benchtop surface
- Overhead light improves visibility
- Optional wrap rack with extendable poles to ensure sterile wraps are easily accessible
- Benchtop surface sizes: 1400mm x 800mm, 1700mm x 800mm, or 2000mm x 800mm
- Benchtop height range from 747mm to 1407mm for use while standing or sitting
- Cable management tray under rear of table to tidy cables



## STERIPEEL HOOK STARTER KIT

- Kit with one each of 50mm, 100mm and a set of adjustable steripeel hooks.



## STERIPEEL HOOK

- 50mmW.
- 75mmW.
- 100mmW.
- Mounts to SmartPack table to hold steripeel label rolls.
- Includes one 50mm, 75mm or 100mm hook.



## STERIPEEL HOOK

### - Adjustable, Right & Left Hook Set

- Mounts to SmartPack table to hold steripeel label rolls.
- Set of adjustable left and right hooks.



## STICKY TAPE DISPENSER HOLDER

- Suits 1400mm and 1700mm SmartPack.
- Stainless steel construction.
- Holds sticky tape dispensers up to 190mm long & 90mm wide.
- Sticky tape dispenser is not included.
- Easy to assemble, fasteners included.



## UNDERSHELF KIT

### - 2 shelf

- Set of 2 x chrome wire shelves 530 x 1070mm or 530 x 1520mm.
- Plus 4 x posts & fasteners.
- Shelves are height adjustable.
- Kit suits all 1400mm, 1700mm and 2000mm SmartPack tables.
- Easy to fit - requires hex key supplied with SmartPack table.



## WRAP RACK - 3 Bar

- Stainless steel - telescopic type suit most wrap sheet sizes.
- Telescopic design reduces size when not in use.
- Can be fitted to left or right side of SmartPack table.
- Suits 1400, 1700 and 2000mm SmartPack tables.



## LED LABORATORY MAGNIFIER LAMP

### - Desk Mount

- 3 diopetre magnification.
- Lens size: 120mm.
- Light source: 90 LEDs.
- Mains powered.
- Total extended length 900mm.
- Can be fitted to left or right side of table.



## KEYBOARD DRAWER

- SmartPack slide out keyboard drawer - platform 550 x 291mm.
- Includes optional slide out mouse tray (configurable to left or right side of keyboard.)
- Features keyboard stop to secure keyboard upon platform.

## OPTIONAL ACCESSORIES



### SCOUT RACK SHELF & LIGHT ASSEMBLY

- Suits 1400, 1700mm and 2000mm SmartPack tables.
- Stainless steel frame & shroud.
- White LED light 12V.
- Scout rack shelf compact laminate (Blue.)
- Some assembly required.



### SCOUT RACK SHELF

- Suits 1400, 1700mm and 2000mm SmartPack tables.
- Scout rack shelf compact laminate (Blue.)
- Fits on scout rack shelf & light assembly.



### LCD MONITOR TABLE MOUNT BRACKET

- Bracket uses a C-type clamp for a powerful lock onto a variety of desks or tables.
- The monitor can be rotated 360 degrees horizontally and vertically and extended to approximately 400mm from its base.
- The monitor can be rotated from portrait to landscape.
- Cable clips run along the structure of the bracket to house DVI cable, monitor power cable or any other cable that requires monitor connection.
- VESA mounting (75mm x 75mm and 100mm x 100mm).
- Dimensions: 455(H) x 490(L)mm.



### LCD MONITOR, KEYBOARD & MOUSE MOUNT BRACKET

- Bracket uses a C-type clamp for a powerful lock onto a variety of desks or tables.
- The monitor can be rotated 360 degrees horizontally and vertically and extended to approximately 400mm from its base.
- The monitor can be rotated from portrait to landscape.
- The keyboard & mouse/mouse-pad fits to a matching secondary arm below the monitor.
- Cable clips run along the structure of the bracket to house DVI cable, monitor power cable or any other cable that requires monitor connection.
- VESA mounting (75mm x 75mm and 100mm x 100mm).
- Dimensions: 455(H) x 490(L)mm.

**PLEASE NOTE:** The above range of accessories is only applicable for the current 10.SP-C range of SmartPack Workstations. They cannot be fitted to other products.

Limited levels of run-out stock of accessories for previous ranges of SmartPack Workstations are available. Please call the Smartline Sales Team on (07) 5478 9977 or email [sales@smartlinemedical.com](mailto:sales@smartlinemedical.com) for further details.

# 30.WRL WASHER RACK LIFTER

## ELECTRICAL HEIGHT ADJUSTABLE WASHER RACK LIFTER STORAGE SYSTEM

Washer racks are designed to improve safety & space requirements when storing batch washer racks

### FEATURES:

- Static & mobile options available. Hand operated control of 2 stage electric height adjustment.
- Stainless steel construction.
- Belimed Variations: Suit Belimed baskets & matching trolley; baskets 610mm wide x 750mm deep x up to 670mm high.
- Miele Variations: Suit Miele baskets & matching trolley; baskets 635mm wide x 790mm deep x up to 610mm high.
- Steris Variation: Suit baskets 647mm wide x 671mm deep x up to 600mm high.
- **NOTE** - Trolleys and/or baskets are **not** included.
- Better manage your space and OHS issues.
- Washer racks do not require manual lifting; they roll off the trolley and onto the two-level storage rack.
- Available for most washer brands and in 4, 6 and 8 rack capacity.

### HOW IT WORKS:

1. Roll your trolley up to the docking point.
2. Roll off basket into desired tray.
3. Raise or lower rack to access racks from either top or bottom storage level.



# LOAN SET




**Reduce risk of injury, improve productivity and ensure your department meets stringent health & safety requirements.**

- Smartline offers a complete range of loan set equipment to meet your requirements, including lifters, dolly trolleys, dolly stackers, height adjustable transfer tables, table rollers and floor mounted positioners.
- Smartline can design layouts for your Loan Set processing areas and select equipment that will safely and efficiently work together.



Distributed by



Please contact our sales team on  
**[sales@smartlinemedical.com](mailto:sales@smartlinemedical.com)**  
if you require a copy of our Endoscopy catalogue.

# CSSD



+61 7 5478 9977    [www.smartlinemedical.com](http://www.smartlinemedical.com)  
55 Cordwell Road, Yandina, Queensland 4561 AUSTRALIA

**SMARTLINE**  
MEDICAL